



IMA Commission on New Minerals, Nomenclature and Classification (CNMNC) – Newsletter 78

Ferdinando Bosi^{1,*}, Frédéric Hatert^{2,**}, Marco Pasero^{3,**}, and Stuart J. Mills^{4,***}

¹Dipartimento di Scienze della Terra, Sapienza Università di Roma,
Piazzale Aldo Moro 5, 00185 Rome, Italy

²Laboratoire de Minéralogie, Université de Liège, Bâtiment B18, Sart Tilman, 4000 Liège, Belgium

³Dipartimento di Scienze della Terra, Università di Pisa, Via Santa Maria 53, 56126 Pisa, Italy

⁴Gallery of Natural Art, P.O. Box 830460, Richardson, TX 75083, USA

* Chair, CNMNC

** Vice-Chair, CNMNC

*** Secretary, CNMNC

Correspondence: Marco Pasero (marco.pasero@unipi.it)

Published: 5 April 2024

The information given here is provided by the IMA Commission on New Minerals, Nomenclature and Classification for comparative purposes and as a service to mineralogists working on new species.

Each mineral is described in the following format:

- Mineral name, if the authors agree on its release prior to the full description appearing in press
- Chemical formula (ideal formula)
- Mineral symbol
- Type locality
- Full authorship of proposal
- E-mail address of corresponding author
- Relationship to other minerals
- Crystal system, space group; structure determined, yes or no
- Unit-cell parameters
- Strongest lines in the X-ray powder diffraction pattern
- Type specimen repository and specimen number
- Citation details for the mineral prior to publication of full description

Citation details concern the fact that this information will be published in the *European Journal of Mineralogy* on a routine basis, as well as being added month by month to the commission's website. It is still a requirement for the authors to publish a full description of the new mineral.

No other information will be released by the commission.

1 New mineral proposals approved in February 2024

IMA no. 2023-043

Rundqvistite-(Ce)

$\text{Na}_3(\text{Sr}_3\text{Ce})[\text{Zn}_2\text{Si}_8\text{O}_{24}]$

Run-Ce

Dara-i-Pioz alkaline massif, upper reaches of the Dara-i-Pioz River, Tajikistan (39°30' N, 70°40' E)

Atali A. Agakhanov*, Maxwell C. Day, Elena Sokolova, Vladimir Y. Karpenko, Frank C. Hawthorne, Leonid A. Pautov, Anatoly V. Kasatkin, Igor V. Pekov, and Vitaliya A. Agakhanova

* E-mail: atali99@mail.ru

Isostructural with vladyskinite

Monoclinic: $P2_1/c$; structure determined

$a = 5.1934(1)$, $b = 7.893(1)$, $c = 26.011(5) \text{ \AA}$,
 $\beta = 90.02(3)^\circ$

4.28(50), 3.616(33), 3.598(60), 3.336(42), 3.140(46),
2.952(100), 2.830(80), 2.821(60)

Type material is deposited in the collections of the Fersman Mineralogical Museum, Russian Academy of Sciences, Leninsky Prospekt 18-2, Moscow 119071, Russia, registration number 5999/1

How to cite: Agakhanov, A. A., Day, M. C., Sokolova, E., Karpenko, V. Y., Hawthorne, F. C., Pautov, L. A., Kasatkin, A. V., Pekov, I. V., and Agakhanova, V. A.: Rundqvistite-(Ce), IMA 2023-043, in: CNMNC Newsletter 78, Eur. J. Mineral., 36, <https://doi.org/10.5194/ejm-36-361-2024>, 2024.

IMA no. 2023-058

Tantalaeschynite-(Ce)

Ce(TiTa)O₆

Taes-Ce

Huangshan pegmatite dike, about 35 km northeast of Hengfeng County, southeast Jiangxi Province, China (28°36'02" N, 117°41'49" E)

Zeying Zhu*, Hong Yu, Zhenyu Chen, Bin Wu, Rucheng Wang, Yike Li, and Denghong Wang

* E-mail: zhuzeying_nju@163.com

Columbite supergroup

Orthorhombic: *Pnma*

$a = 10.9694(3)$, $b = 7.5519(2)$, $c = 5.4217(1)$ Å

3.104(24), 3.025(76), 2.970(100), 2.691(26), 2.033(15), 1.882(18), 1.711(19), 1.598(22),

Type material is deposited in the collections of the Geological Museum of China, No. 16, Yangrou Hutong, Xisi, Beijing 100031, People's Republic of China, catalogue number M16122

How to cite: Zhu, Z., Yu, H., Chen, Z., Wu, B., Wang, R., Li, Y., and Wang, D.: Tantalaeschynite-(Ce), IMA 2023-058, in: CNMNC Newsletter 78, Eur. J. Mineral., 36, <https://doi.org/10.5194/ejm-36-361-2024>, 2024.

IMA no. 2023-102

Karlleuite

Ca₂MnO₄

Kll

Caspar quarry, Bellerberg volcano, Eifel, Germany (50°21'06" N, 7°14'02" E)

Rafał Juroszek*, Biljana Krüger, Georgia Cametti, Bernd Ternes, and Günter Bläß

* E-mail: rafal.juroszek@us.edu.pl

Known synthetic analogue

Tetragonal: *I4/mmm*; structure determined

$a = 3.7683(2)$, $c = 11.9893(8)$ Å

5.995(43), 2.742(100), 2.665(91), 2.023(25), 1.998(28), 1.884(61), 1.553(38), 1.371(24)

Type material is deposited in the collections of the Natural History Museum Mainz/State Collection for Natural History

Rhineland-Palatinate, Reichklarastrasse 10, 55116 Mainz, Germany, catalogue number NHMMZ M 2023/2-LS

How to cite: Juroszek, R., Krüger, B., Cametti, G., Ternes, B., and Bläß, G.: Karlleuite, IMA 2023-102, in: CNMNC Newsletter 78, Eur. J. Mineral., 36, <https://doi.org/10.5194/ejm-36-361-2024>, 2024.

IMA no. 2023-103

Yamhamelachite

KCrP₂O₇

Ymm

Haturim Complex, at the roadside Arad – Dead Sea, wadi Zohar, Negev desert, Israel (31°11'25" N, 35°17'00" E)

Evgeny V. Galuskin*, Joachim Kusz, Irina O. Galuskina, Yevgeny Vapnik, and Grzegorz Zieliński

* E-mail: evgeny.galuskin@us.edu.pl

Known synthetic analogue

Monoclinic: *P2₁/c*; structure determined

$a = 7.3574(3)$, $b = 9.9336(4)$, $c = 8.1540(4)$ Å,
 $\beta = 106.712(5)^\circ$

5.747(96), 5.255(23), 3.905(82), 3.380(33), 2.997(68), 2.956(28), 2.929(100), 2.926(61)

Type material is deposited in the collections of the Fersman Mineralogical Museum, Russian Academy of Sciences, Leninsky Prospekt 18-2, Moscow 115162, Russia, registration number 6074/1

How to cite: Galuskin, E. V., Kusz, J., Galuskina, I. O., Vapnik, Y., and Zieliński, G.: Yamhamelachite, IMA 2023-103, in: CNMNC Newsletter 78, Eur. J. Mineral., 36, <https://doi.org/10.5194/ejm-36-361-2024>, 2024.

IMA no. 2023-104

Pabellóndepicaite

Cu₂²⁺(N₃C₂H₂)₂(NH₃)₂(NO₃)Cl · 2H₂O

Pdp

In a guano deposit at Pabellón de Pica, 1.5 km south of the village of Chanabaya, Iquique Province, Tarapacá Region, Chile (20°54'32" S, 70°08'17" W)

Anthony R. Kampf*, Gerhard Möhn, Chi Ma, and Joy Désor
* E-mail: akampf@nhm.org

Related to bojarite, chanabayaite, and triazolite, all containing the 1,2,4-triazole ring

Orthorhombic: *Pnma*; structure determined

$a = 7.212(1)$, $b = 9.098(1)$, $c = 11.128(3)$ Å

11.182(39), 7.057(100), 6.039(30), 4.753(48), 4.564(28), 3.350(50), 2.511(47), 2.273(38)

Type material is deposited in the collections of the Natural History Museum of Los Angeles County, 900 Exposition Boulevard, Los Angeles, CA 90007, USA, catalogue number 76305

How to cite: Kampf, A. R., Möhn, G., Ma, C., and Désor, J.: Pabellóndepicaite, IMA 2023-104, in: CNMNC Newsletter 78, Eur. J. Mineral., 36, <https://doi.org/10.5194/ejm-36-361-2024>, 2024.

IMA no. 2023-105

Pfaffenbergite

$\text{KNa}_3(\text{Al}_4\text{Si}_{12})\text{O}_{32}$

Pfg

Pfaffenberg, in the town of Waldheim, Saxony, Germany (51°04'07" N, 13°00'55" E)

Silvio Ferrero, Sofia Lorenzon, Roberto Borriello, Enrico Mugnaioli*, Alessia Borghini, Rico Fuchs, Richard Wirth, Anja Schreiber, and Edward S. Grew

* E-mail: enrico.mugnaioli@unipi.it

Isostructural with wodegongjieite and kokchetavite

Hexagonal: $P6/mmc$; structure determined

$a = 10.258(3)$, $c = 14.775(5)$ Å

4.442(100), 3.807(53), 3.694(75), 3.274(43), 2.840(72), 2.564(56), 2.127(17), 1.847(14)

Type material is deposited in the collections of the Museum of Mineralogy "Leonard De Prunner", University of Cagliari, Via Trentino, 51, 09127 Cagliari, Italy, FIB foil no. 6461.

How to cite: Ferrero, S., Lorenzon, S., Borriello, R., Mugnaioli, E., Borghini, A., Fuchs, R., Wirth, R., Schreiber, A., and Grew, E. S.: Pfaffenbergite, IMA 2023-105, in: CNMNC Newsletter 78, Eur. J. Mineral., 36, <https://doi.org/10.5194/ejm-36-361-2024>, 2024.

IMA no. 2023-106

Vladkuzminite

$\text{K}_4\text{CuZn}_3(\text{AsO}_4)_4$

Vkz

Arsenatnaya fumarole, Second scoria cone of the Northern Breakthrough of the Great Tolbachik Fissure Eruption, Tolbachik volcano, Kamchatka Peninsula, Far Eastern Federal District, Russia (55°41' N, 160°14' E; 1200 m a.s.l.)

Natalia N. Koshlyakova*, Igor V. Pekov, Atali A. Agakhanov, Peter C. Burns, Natalia V. Zubkova, Marina F. Vigasina, Sergey N. Britvin, Robert M. Hazen, and Elena S. Zhitova

* E-mail: nkoshlyakova@gmail.com

New structure type

Monoclinic: $P2_1/n$; structure determined

$a = 8.5920(7)$, $b = 8.9064(5)$, $c = 22.309(2)$ Å,
 $\beta = 90.136(7)^\circ$

6.19(63), 4.725(35), 4.302(36), 3.211(100), 3.099(37), 2.786(46), 2.732(38), 2.626(36)

Type material is deposited in the collections of the Fersman Mineralogical Museum, Russian Academy of Sciences, Leninskiy Prospekt 18-2, Moscow 115162, Russia, registration number 6075/1

How to cite: Koshlyakova, N. N., Pekov, I. V., Agakhanov, A. A., Burns, P. C., Zubkova, N. V., Vigasina, M. F., Britvin, S. N., Hazen, R. M., and Zhitova, E. S.: Vladkuzminite, IMA 2023-106, in: CNMNC Newsletter 78, Eur. J. Mineral., 36, <https://doi.org/10.5194/ejm-36-361-2024>, 2024.

IMA no. 2023-107

Rinmanite-(Zn)

$\text{Zn}_2\text{Sb}_2(\text{Fe}_4^{3+}\text{Zn}_2)\text{O}_{14}(\text{OH})_2$

Rnm-Zn

4.5 km northwest of the village of Nežilovo, and 2 km west-southwest of the city of Veles, North Macedonia (41°41' N, 21°25' E)

Nikita V. Chukanov*, Vasilisa M. Gridchina, Ramiza K. Rastsvetaeva, Dmitry A. Varlamov, Anatoly V. Kasatkin, Igor V. Pekov, Marina F. Vigasina, Alla A. Virus, Simeon Jančev, and Sergey N. Britvin

* E-mail: nikchukanov@yandex.ru

The Zn analogue of rinmanite

Hexagonal: $P6_3mc$; structure determined

$a = 5.9720(1)$, $c = 9.3578(1)$ Å

5.176(46), 4.530(42), 3.473(77), 2.989(46), 2.674(86), 2.520(100), 1.658(38), 1.518(33)

Type material is deposited in the collections of the Fersman Mineralogical Museum, Russian Academy of Sciences, Leninskiy Prospekt 18-2, Moscow 115162, Russia, registration number 6059/1

How to cite: Chukanov, N. V., Gridchina, V. M., Rastsvetaeva, R. K., Varlamov, D. A., Kasatkin, A. V., Pekov, I. V., Vigasina, M. F., Virus, A. A., Jančev, S., and Britvin, S. N.: Rinmanite-(Zn), IMA 2023-107, in: CNMNC Newsletter 78, Eur. J. Mineral., 36, <https://doi.org/10.5194/ejm-36-361-2024>, 2024.

IMA no. 2023-109

Bacaferrite

$\text{BaCaFe}_4\text{O}_8$

Bcf

Hatrurim Complex, Negev desert, near the city of Arad, Israel (31°14'22" N, 35°16'55" E)

Evgeny V. Galuskin*, Yevgeny Vapnik, Maria Książek, Joachim Kusz, Grzegorz Zieliński, and Irina O. Galuskina

* E-mail: evgeny.galuskin@us.edu.pl

New structure type

Trigonal: $P\bar{3}1m$; structure determined

$a = 5.3839(4)$, $c = 7.6693(6)$ Å

7.669(23), 2.962(100), 2.692(77), 2.540(24), 1.992(29), 1.601(13), 1.562(18), 1.554(20)

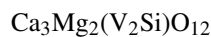
Type material is deposited in the collections of the Fersman Mineralogical Museum, Russian Academy of Sciences,

Leninskiy Prospekt 18-2, Moscow 115162, Russia, registration number 6086/1

How to cite: Galuskin, E. V., Vapnik, Y., Książek, M., Kusz, J., Ziełiński, G., and Galuskina, I. O.: Bacaferrite, IMA 2023-109, in: CNMNC Newsletter 78, Eur. J. Mineral., 36, <https://doi.org/10.5194/ejm-36-361-2024>, 2024.

IMA no. 2023-110

Midbarite



Mid

Hatrurim Basin, near Ye'elim Mount, Negev desert, Israel (31°14'21.9" N, 35°16'54.8" E)

Irina Galuskina*, Evgeny Galuskin, Joachim Kusz, Maria Książek, Yevgeny Vapnik, and Beata Marciniak-Maliszewska

* E-mail: irina.galuskina@us.edu.pl

Garnet supergroup

Cubic: $Ia\bar{3}d$; structure determined

$$a = 12.3539(4) \text{ \AA}$$

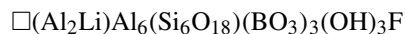
3.088(46), 2.762(100), 2.633(13), 2.521(45), 2.422(11), 1.713(27), 1.651(48), 1.348(13)

Type material is deposited in the collections of the Fersman Mineralogical Museum, Russian Academy of Sciences, Leninskiy Prospekt 18-2, Moscow 115162, Russia, registration number 6085/1

How to cite: Galuskina, I., Galuskin, E., Kusz, J., Książek, M., Vapnik, Y., and Marciniak-Maliszewska, B.: Midbarite, IMA 2023-110, in: CNMNC Newsletter 78, Eur. J. Mineral., 36, <https://doi.org/10.5194/ejm-36-361-2024>, 2024.

IMA no. 2023-111

Fluor-rossmanite



Frsm

Krutaya pegmatite vein, Malkhan pegmatite field, Krasnochikoyevskiy District, Zabaykalsky Krai, Western Siberia, Russia (50°39'52" N, 109°55'35" E)

Anatoly V. Kasatkin, Fabrizio Nestola*, Maxwell C. Day, Liudmila A. Gorelova, Radek Škoda, Oleg S. Vereshchagin, Atali A. Agakhanov, and Dmitry I. Belakovskiy

* E-mail: fabrizio.nestola@unipd.it

Tourmaline supergroup

Trigonal: $R\bar{3}m$; structure determined

$$a = 15.7951(3), c = 7.0865(2) \text{ \AA}$$

4.181(22), 3.941(100), 2.930(39), 2.552(25), 2.017(16), 1.894(15), 1.640(18), 1.580(15)

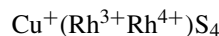
Type material is deposited in the collections of the Fersman Mineralogical Museum, Russian Academy of Sciences, Leninskiy Prospekt 18-2, Moscow 115162, Russia, registration number 6049/1

How to cite: Kasatkin, A. V., Nestola, F., Day, M. C., Gorelova, L. A., Škoda, R., Vereshchagin, O. S., Agakhanov, A. A., and Belakovskiy, D. I.: Fluor-rossmanite, IMA 2023-111, in: CNMNC Newsletter 78, Eur. J. Mineral., 36, <https://doi.org/10.5194/ejm-36-361-2024>, 2024.

2 New mineral proposals approved in March 2024

IMA no. 2023-072a

Shiranuiite



Sir

Haraigawa, Misato-machi, Kumamoto Prefecture, Kyushu, Japan (32°34'50" N, 130°47'59" E)

Daisuke Nishio-Hamane*, Takahiro Tanaka, and Tadashi Shinmachi

* E-mail: hamane@issp.u-tokyo.ac.jp

Spinel supergroup

Cubic: $Fd\bar{3}m$

$$a = 9.757(2) \text{ \AA}$$

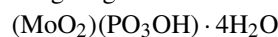
2.95(55), 2.44(36), 1.879(61), 1.725(100), 1.487(29), 1.409(18), 1.270(46), 1.220(44)

Type material is deposited in the collections of the National Museum of Nature and Science, Amakubo, Tsukuba, Ibaraki 305-0005, Japan, specimen number NSM-M50086

How to cite: Nishio-Hamane, D., Tanaka, T., and Shinmachi, T.: Shiranuiite, IMA 2023-072a, in: CNMNC Newsletter 78, Eur. J. Mineral., 36, <https://doi.org/10.5194/ejm-36-361-2024>, 2024.

IMA no. 2023-112

Fanguangite



Fgu

Freedom No. 2 mine, about 5.6 km north-northeast of the town of Marysvale, central part of the Marysvale volcanic field, Piute Co., Utah, USA (38°29'43" N, 112°12'55" W)

Xiangping Gu, Ting Li, Hexiong Yang*, Anthony R. Kampf, and Joe Marty

* E-mail: hyang@arizona.edu

New structure type

Triclinic: $P\bar{1}$; structure determined

$$a = 6.3156(4), \quad b = 7.7199(9), \quad c = 9.456(1) \text{ \AA}$$

$$\alpha = 75.247(10), \quad \beta = 82.106(8), \quad \gamma = 71.706(8)^\circ$$

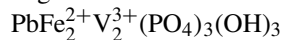
9.153(15), 7.158(100), 5.192(47), 4.557(26), 4.309(33), 3.579(28), 3.500(25), 3.103(40)

Type material is deposited in the collections of the University of Arizona Alfie Norville Gem & Mineral Museum, 115 N Church Ave Ste 121, Tucson, AZ 85701, USA, catalogue no. 22734 (holotype), and the RRUFF Project, deposition no. R220031 (cotytype)

How to cite: Gu, X., Li, T., Yang, H., Kampf, A. R., and Marty, J.: Fanguangite, IMA 2023-112, in: CNMNC Newsletter 78, Eur. J. Mineral., 36, <https://doi.org/10.5194/ejm-36-361-2024>, 2024.

IMA no. 2023-113

Nigelcookite



Nck

Yushui Cu-polymetallic deposit, about 16 km northeast of the city of Meizhou, Guangdong Province, China (24°25'18" N, 116°11'48" E)

Wei Yao, Peng Liu*, Guowu Li, Ningyue Sun, Wenqiang Yang, Wenlei Song, and Chao Zhang

* E-mail: pengliu@nwu.edu.cn

Bjarebyite group

Monoclinic: $P2_1/m$; structure determined

$a = 9.1159(5)$, $b = 12.2328(7)$, $c = 5.0092(3)$ Å,
 $\beta = 100.708(6)^\circ$

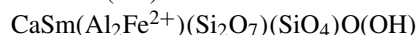
9.091(73), 6.179(30), 5.079(80), 4.590(33), 3.148(82), 2.892(63), 2.726(100), 2.178(39)

Type material is deposited in the collections of the Geological Museum of China, Yangrou Hutong No. 16, Xisi, Beijing 100031, People's Republic of China, catalogue number GM-CTM2023010

How to cite: Yao, W., Liu, P., Li, G., Sun, N., Yang, W., Song, W., and Zhang, C.: Nigelcookite, IMA 2023-113, in: CNMNC Newsletter 78, Eur. J. Mineral., 36, <https://doi.org/10.5194/ejm-36-361-2024>, 2024.

IMA no. 2023-114

Allanite-(Sm)



Aln-Sm

In a serpentinite quarry, about 1 km west of the village of Jordanów Śląski, 30 km south of Wrocław, Lower Silesia, Poland (50°52'16" N, 16°50'18" E)

Adam Pieczka*, Bożena Gołębiowska, Adam Włodek, Marcin Stachowicz, Petras Jokubauskas, Jakub Kotowski, Krzysztof Nejbert, Adam Szuszkiewicz, and Krzysztof Woźniak

* E-mail: pieczka@agh.edu.pl

Epidote supergroup

Monoclinic: $P2_1/m$; structure determined

$a = 8.8923(6)$, $b = 5.7005(3)$, $c = 10.1280(8)$ Å,
 $\beta = 115.445(9)^\circ$

9.146(21), 3.506(47), 2.902(100), 2.850(44), 2.688(36), 2.686(28), 2.606(48), 2.120(23)

Type material is deposited in the collections of the Mineralogical Museum, University of Wrocław, Cybulskiego

30, 50-205 Wrocław, Poland, catalogue number MMUWr IV8151

How to cite: Pieczka, A., Gołębiowska, B., Włodek, A., Stachowicz, M., Jokubauskas, P., Kotowski, J., Nejbert, K., Szuszkiewicz, A., and Woźniak, K.: Allanite-(Sm), IMA 2023-114, in: CNMNC Newsletter 78, Eur. J. Mineral., 36, <https://doi.org/10.5194/ejm-36-361-2024>, 2024.

IMA no. 2023-115

Fluor-rewitzerite



Frwz

Hagendorf Süd pegmatite mine quarry (67 m level), Oberpfalz, northeast Bavaria, Germany (49°39'01" N, 12°27'35" E)

Ian E. Grey*, Rupert Hochleitner, Anthony R. Kampf, Stephanie Boer, Colin M. MacRae, William G. Mumme, and Nicholas C. Wilson

* E-mail: ian.grey@csiro.au

The fluorine analogue of rewitzerite

Monoclinic: $P2_1/c$; structure determined

$a = 10.407(1)$, $b = 20.514(2)$, $c = 12.193(1)$ Å,
 $\beta = 90.49(2)^\circ$

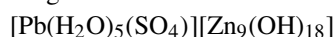
10.256(46), 7.414(62), 6.149(100), 5.190(41), 3.704(64), 3.119(74), 2.866(80), 2.603(45)

Type material is deposited in the collections of the Bavarian State Mineral Collection, Theresienstrasse 41, 80333, Munich, Germany, registration number MSM 80824 (holotype), and the Natural History Museum of Los Angeles County, 900 Exposition Boulevard, Los Angeles, CA 90007, USA, catalogue number 76305 (cotype)

How to cite: Grey, I. E., Hochleitner, R., Kampf, A. R., Boer, S., MacRae, C. M., Mumme, W. G., and Wilson, N. C.: Fluor-rewitzerite, IMA 2023-115, in: CNMNC Newsletter 78, Eur. J. Mineral., 36, <https://doi.org/10.5194/ejm-36-361-2024>, 2024.

IMA no. 2023-117

Siligiite



Sigi

Redmond mine, Haywood Co., North Carolina, USA (35°40'55" N, 83°00'56" W)

Anthony R. Kampf*, Jason B. Smith, John M. Hughes, Chi Ma, and Christopher Emproto

* E-mail: akampf@nhm.org

New structure type

Monoclinic: $P2_1/n$; structure determined

$a = 13.658(3)$, $b = 9.488(3)$, $c = 19.209(4)$ Å,
 $\beta = 102.577(6)^\circ$

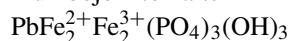
9.452(100), 6.751(40), 4.334(43), 3.078(42), 2.635(53), 2.577(61), 2.275(41), 1.575(52)

Cotype material is deposited in the collections of the Natural History Museum of Los Angeles County, 900 Exposition Boulevard, Los Angeles, CA 90007, USA, catalogue numbers 76308 and 76309

How to cite: Kampf, A. R., Smith, J. B., Hughes, J. M., Ma, C., and Emproto, C.: Siligiite, IMA 2023-117, in: CNMNC Newsletter 78, Eur. J. Mineral., 36, <https://doi.org/10.5194/ejm-36-361-2024>, 2024.

IMA no. 2023-119

Plumbojohntomaite



Pjtm

Yushui polymetallic deposit, about 16 km northeast of the city of Meizhou, Guangdong Province, China (24°25'18" N, 116°11'48" E)

Wei Yao, Peng Liu*, Guowu Li, Ningyue Sun, Rongxi Li, Wenqiang Yang, Wenlei Song, and Chao Zhang

* E-mail: pengliu@nwu.edu.cn

Bjarebyite group

Monoclinic: $P2_1/m$; structure determined

$a = 9.0999(4)$, $b = 12.1911(6)$, $c = 5.0176(2)$ Å,
 $\beta = 100.671(4)^\circ$

9.102(80), 3.532(36), 3.156(76), 3.085(44), 2.971(45), 2.878(61), 2.734(100), 2.683(35)

Type material is deposited in the collections of the Geological Museum of China, No. 16, Yangrou Hutong, Xisi, Beijing 100031, People's Republic of China, catalogue number GM-CTM2023011

How to cite: Yao, Y., Liu, P., Li, G., Sun, N., Li, R., Yang, W., Song, W., and Zhang, C.: Plumbojohntomaite, IMA 2023-119, in: CNMNC Newsletter 78, Eur. J. Mineral., 36, <https://doi.org/10.5194/ejm-36-361-2024>, 2024.

IMA no. 2023-120

Sperlingite



Sper

On the dump of the Hagendorf Süd mine, Oberpfalz, north-east Bavaria, Germany (49°39'01" N, 12°27'35" E)

Christian Rewitzer, Rupert Hochleitner, Ian E. Grey*, Anthony R. Kampf, Stephanie Boer, Colin M. MacRae, William G. Mumme, Nicholas C. Wilson, and Cameron Davidson

* E-mail: ian.grey@csiro.au

Closely related to rewitzerite

Monoclinic: $P2_1/c$; structure determined

$a = 10.428(2)$, $b = 20.281(4)$, $c = 12.223(2)$ Å,
 $\beta = 90.10(3)^\circ$

10.236(37), 7.447(52), 6.176(100), 5.191(35), 3.727(41), 3.101(86), 2.979(35), 2.839(43)

Type material is deposited in the collections of the Bavarian State Mineral Collection, Theresienstrasse 41, 80333, Munich, Germany, registration number MSM38185 (holotype), and the Natural History Museum of Los Angeles County, 900 Exposition Boulevard, Los Angeles, CA 90007, USA, catalogue number 76310 (cotype)

How to cite: Rewitzer, C., Hochleitner, R., Grey, I. E., Kampf, A. R., Boer, S., MacRae, C. M., Mumme, W. G., Wilson, N. C., and Davidson, C.: Sperlingite, IMA 2023-120, in: CNMNC Newsletter 78, Eur. J. Mineral., 36, <https://doi.org/10.5194/ejm-36-361-2024>, 2024.

3 Nomenclature/classification proposals approved in February 2024

Nomenclature of the ancylite supergroup

(Yanjuan Wang, Fabrizio Nestola, Zengqian Hou, Ritsuro Miyawaki, Igor V. Pekov, Xiangping Gu, Guochen Dong, and Kai Qu)

The ancylite supergroup is established. Minerals of the ancylite supergroup have the general crystal chemical formula $(M_x^{3+}M_{2-x}^{2+})(\text{CO}_3)_2[(\text{OH})_x \cdot (2-x)\text{H}_2\text{O}]$. The supergroup is divided into the ancylite group ($1 \leq x \leq 1.5$), including eight valid species (ancylite-(La), ancylite-(Ce), calcioancylite-(La), calcioancylite-(Ce), calcioancylite-(Nd), gysinite-(La), gysinite-(Ce), gysinite-(Nd)), and the kozoite group ($1.5 < x \leq 2$), including two valid species (kozoite-(La), kozoite-(Nd)).

4 Other issues

4.1 Ideal formula for mackinakite

Five years ago, several chemical formulae of minerals were simplified by removing subordinate constituents, specifically minor chemical elements that were listed in parentheses after the dominating, species-defining constituent; more information on the changes to the formulae can be found in CNMNC Newsletter 50 (*European Journal of Mineralogy*, 31, 847–853, 2019). The recent publication of a paper (*American Mineralogist*, 109, 401–407, 2024) prompted us to modify the ideal formula of mackinakite. That mineral has been revised from $(\text{Fe},\text{Ni})_{1+x}\text{S}$ [$x = 0\text{--}0.07$] to FeS as the above paper showed that the composition of mackinawite corresponds to end-member FeS, with Ni, Co, and Cu present as subordinate constituents that are not included in the ideal formula. The formula of mackinakite in the IMA List of Minerals has been updated accordingly. This is an executive decision taken by the CNMNC officers.

4.2 Ideal formula for oftedalite

The chemical formula of oftedalite was reported in the 2009 Nickel–Nichols list as $\text{KSc}_2\text{Be}_3\text{AlSi}_{11}\text{O}_{30}$. Since the SCXRD study indicates that the $T1$ site is fully occupied by Si and that Al partially substitutes for Be at the $T2$ site, the formula was given as $\text{KSc}_2(\text{Be},\text{Al})_3\text{Si}_{12}\text{O}_{30}$ in the first release (September 2012) of the IMA List of Minerals. In December 2014 the formula of oftedalite was improperly changed to $\text{KSc}_2\Box_2\text{Be}_3\text{Si}_{12}\text{O}_{30}$, which is not charge balanced. To rectify this error, the formula must be revised to $\text{K}(\text{ScCa})\Box_2\text{Be}_3\text{Si}_{12}\text{O}_{30}$. This latter formula better matches the electron microprobe data of oftedalite from the Hefttjern pegmatite, Tørdal, Norway – the only known occurrence – which shows $[\text{Sc}_{0.96}\text{Ca}_{0.79}\text{Mn}_{0.18}^{2+}\text{Fe}_{0.04}^{2+}\text{Y}_{0.03}]_{\Sigma=3.00}$ at the A site and $[\text{Be}_{2.91}\text{Al}_{0.09}]_{\Sigma=2.00}$ at the $T2$ site (*The Canadian Mineralogist*, 44, 943–949, 2006). This is an executive decision taken by the CNMNC officers.