



IMA Commission on New Minerals, Nomenclature and Classification (CNMNC) – Newsletter 67

Ritsuro Miyawaki¹, Frédéric Hatert², Marco Pasero³, and Stuart J. Mills⁴

¹Chairman, CNMNC | Department of Geology, National Museum of Nature and Science,
4-1-1 Amakubo, Tsukuba 305-0005, Japan

²Vice-Chairman, CNMNC | Laboratoire de Minéralogie, Université de Liège,
Bâtiment B18, Sart Tilman, 4000 Liège, Belgium

³Vice-Chairman, CNMNC | Dipartimento di Scienze della Terra, Università di Pisa,
Via Santa Maria 53, 56126 Pisa, Italy

⁴Secretary, CNMNC | Geosciences, Museum Victoria, P.O. Box 666,
Melbourne, Victoria 3001, Australia

Correspondence: Marco Pasero (marco.pasero@unipi.it)

Published: 15 June 2022

The information given here is provided by the IMA Commission on New Minerals, Nomenclature and Classification for comparative purposes and as a service to mineralogists working on new species.

Each mineral is described in the following format:

- mineral name, if the authors agree on its release prior to the full description appearing in press;
- chemical formula (ideal formula);
- mineral symbol;
- type locality;
- full authorship of proposal;
- e-mail address of corresponding author;
- relationship to other minerals;
- crystal system, space group, structure determined, yes or no;
- unit-cell parameters;
- strongest lines in the X-ray powder diffraction pattern;
- type specimen repository and specimen number;
- citation details for the mineral prior to publication of full description.

Citation details concern the fact that this information will be published in the *European Journal of Mineralogy* on a routine basis, as well as being added month by month to the commission's website. It is still a requirement for the authors to publish a full description of the new mineral.

No other information will be released by the commission.

1 New mineral proposals approved in April 2022

IMA no. 2021-087a

Fluorsigaiite

Fsig

Ca₂Sr₃(PO₄)₃F

Saima peralkaline complex, ca. 50 km northeast of Fengcheng City, Liaoning Province, China (40°58'20.6" N, 124°16'27.8" E)

Bin Wu, Xiang-ping Gu*, Can Rao, Ru-cheng Wang, Fu-jun Zhong, and Jian-jun Wan

*E-mail: guxp2004@163.com

Apatite supergroup

Hexagonal: $P6_3/m$; structure determined

$a = 9.6101(2)$, $c = 7.1311(1)$ Å

3.563(15), 3.275(15), 3.144(19), 2.876(100), 2.861(96), 2.772(27), 1.991(16), 1.895(23)

Type material is deposited in the mineralogical collections of the Geological Museum of China, No. 16, Yangrou Hutong,

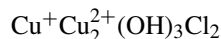
Xisi, Beijing 100031, People's Republic of China, catalogue number M16130

How to cite: Wu, B., Gu, X., Rao, C., Wang, R., Zhong, F., and Wan, J.: Fluorsigaiite, IMA 2021-087a, in: CNMNC Newsletter 67, Eur. J. Mineral., 34, <https://doi.org/10.5194/ejm-34-359-2022>, 2022.

IMA no. 2021-114

Bounahasite

Bnhs



Bou Nahas Mine (Bou N'hass Mine), Oumjrane mining area, Tinghir Province, Morocco (30°39'53" N, 5°06'48" W)

Inna Lykova*, Ralph Rowe, Glenn Poirier, Henrik Friis, and Kate Helwig

*E-mail: ilykova@nature.ca

New structure type

Monoclinic: $P2_1/n$; structure determined

$a = 8.5924(1)$, $b = 6.41886(9)$, $c = 10.4118(2)$ Å,
 $\beta = 111.804(2)^\circ$

7.71(70), 5.34(22), 3.856(100), 2.673(36), 2.665(30),
2.350(71), 2.130(17), 2.062(17)

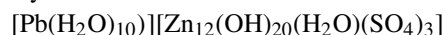
Type material is deposited in the mineralogical collections of the Canadian Museum of Nature, PO Box 3443, Station "D", Ottawa, Ontario K1P 6P4, Canada, catalogue number CMNMC 89874

How to cite: Lykova, I., Rowe, R., Poirier, G., Friis, H., and Helwig, K.: Bounahasite, IMA 2021-114, in: CNMNC Newsletter 67, Eur. J. Mineral., 34, <https://doi.org/10.5194/ejm-34-359-2022>, 2022.

IMA no. 2021-115

Haywoodite

Hyw



Redmond mine, Haywood Co., North Carolina, USA (35°40'55" N, 83°00'56" W)

Anthony R. Kampf*, Jason B. Smith, John M. Hughes, Chi Ma, and Christopher Emproto

*E-mail: akampf@nhm.org

Structurally related to lahnsteinite, namuwite, and osakaite

Triclinic: $P\bar{1}$; structure determined

$a = 8.3530(2)$, $b = 13.2769(7)$, $c = 18.2744(13)$ Å,
 $\alpha = 92.427(8)$, $\beta = 90.419(6)$, $\gamma = 108.214(4)^\circ$

10.62(100), 7.26(45), 6.04(40), 3.306(48), 3.219(53),
2.731(51), 2.652(93), 2.402(37)

Cotype material is deposited in the mineralogical collections of the Natural History Museum of Los Angeles County, 900 Exposition Boulevard, Los Angeles, CA 90007, USA, catalogue numbers 76205, 76206, and 76207

How to cite: Kampf, A. R., Smith, J. B., Hughes, J. M., Ma, C., and Emproto, C.: Haywoodite, IMA 2021-115, in: CNMNC Newsletter 67, Eur. J. Mineral., 34, <https://doi.org/10.5194/ejm-34-359-2022>, 2022.

IMA no. 2021-116

Sarrochite

Sarr



Su Seinargiu mine, Sarroch, Cagliari, Sardinia, Italy (39°04'53" N, 8°58'36" E)

Stuart J. Mills*, Anthony R. Kampf, Paolo Orlandi, and Jason R. Price

*E-mail: smills@museum.vic.gov.au

Structurally related to mendozavilite

Trigonal: $P\bar{3}m1$; structure determined

$a = 10.908(1)$, $c = 28.570(6)$ Å
13.81(20), 9.13(100), 7.85(13), 6.74(18), 3.640(15),
3.136(13), 3.020(19), 2.868(26)

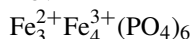
Type material is deposited in the mineralogical collections of the Natural History Museum of Los Angeles County, 900 Exposition Boulevard, Los Angeles, CA 90007, USA, catalogue number 76204

How to cite: Mills, S. J., Kampf, A. R., Orlandi, P., and Price, J. R.: Sarrochite, IMA 2021-116, in: CNMNC Newsletter 67, Eur. J. Mineral., 34, <https://doi.org/10.5194/ejm-34-359-2022>, 2022.

IMA no. 2021-117

Kabalovite

Kbv



Halamish Wadi, Hatrurim basin, south Negev desert, Israel (31°09'47" N, 35°17'57" E)

Sergey N. Britvin, Mikhail N. Murashko, Maria G. Krzhizhanovskaya, Natalia S. Vlasenko, Oleg S. Vereshchagin, Yevgeny Vapnik, and Evgeny A. Vasiliev

*E-mail: sbritvin@gmail.com

Howardevansite group

Triclinic: $P\bar{1}$; structure determined

$a = 6.365(1)$, $b = 7.988(1)$, $c = 9.325(2)$ Å, $\alpha = 105.436(4)$,
 $\beta = 108.194(3)$, $\gamma = 101.515(3)^\circ$
4.329(19), 3.115(34), 3.012(26), 2.983(100), 2.952(73),
2.891(19), 2.808(21), 2.530(18)

Type material is deposited in the collections of the Fersman Mineralogical Museum, Russian Academy of Sciences, Leninskiy Prospekt 18-2, Moscow 119071, Russia, registration number 5737/1

How to cite: Britvin, S. N., Murashko, M. N., Krzhizhanovskaya, M. G., Vlasenko, N. S., Vereshchagin, O. S., Vapnik, Y., and Vasiliev, E. A.: Kabalovite, IMA

2021-117, in: CNMNC Newsletter 67, Eur. J. Mineral., 34, <https://doi.org/10.5194/ejm-34-359-2022>, 2022.

IMA no. 2021-119

Argentopolybasite-*T2ac*

Aplb-*T2ac*

Ag₁₆Sb₂S₁₁

Kremnica deposit, Žiar nad Hronom Co., Banská Bystrica Region, Slovakia (48°43'01" N, 18°53'52" E – type locality); Šibeničný vrch, near Nová Baňa, Žarnovica Co., Banská Bystrica Region, Slovakia (48°24'49" N, 18°38'14" E – cotype locality); Arykevaam deposit, Anadyr' District, Chukotka Autonomous Okrug, Russia (66°43'00.8" N, 172°02'13.2" E – cotype locality)

Martin Števkó*, Tomáš Mikuš, Jiří Sejkora, Jakub Plášil, Emil Makovický, Jozef Vlasáč, and Anatoly Kasatkin

*E-mail: msminerals@gmail.com

Polybasite group

Trigonal: *P321*; structure determined

$a = 15.0646(5)$, $c = 12.2552(5)$ Å
12.169(40), 3.162(100), 3.045(54), 2.881(45), 2.691(23), 2.547(22), 2.426(28), 1.886(22)

Type material is deposited in the collections of the Department of Mineralogy and Petrology, National Museum in Prague, Cirkusová 1740, 19300 Prague 9, Czech Republic, catalogue numbers P1P 59/2021 (holotype) and P1P 60/2021 (cotype from Nová Baňa), and the Fersman Mineralogical Museum, Russian Academy of Sciences, Leninskiy Prospekt 18-2, Moscow 119071, Russia, registration number 5818/1 (cotype from Arykevaam)

How to cite: Števkó, M., Mikuš, T., Sejkora, J., Plášil, J., Makovický, E., Vlasáč, J., and Kasatkin, A.: Argentopolybasite-*T2ac*, IMA 2021-119, in: CNMNC Newsletter 67, Eur. J. Mineral., 34, <https://doi.org/10.5194/ejm-34-359-2022>, 2022.

IMA no. 2021-120

Fluoropyromorphite

Fpym

Pb₅(PO₄)₃F

Sukhovyzskoe deposit, southern slope of Sukhovyz Mt., Ufaley District, ca. 2.5 km SW of the city of Verkhniy Ufaley, Chelyabinsk Oblast, Southern Urals, Russia (56°01'55" N, 60°10'57" E)

Anatoly V. Kasatkin*, Jakub Plášil, Radek Škoda, Nikita V. Chukanov, Fabrizio Nestola, Atali A. Agakhanov, and Aleksey M. Kuznetsov

*E-mail: anatoly.kasatkin@gmail.com

Apatite supergroup

Hexagonal: *P6₃/m*

$a = 9.779(5)$, $c = 7.241(9)$ Å

4.236(25), 3.337(30), 3.189(28), 2.931(100), 2.806(20), 1.943(18), 1.838(49), 1.534(20)

Type material is deposited in the collections of the Fersman Mineralogical Museum, Russian Academy of Sciences, Leninskiy Prospekt 18-2, Moscow 119071, Russia, registration number 5819/1

How to cite: Kasatkin, A. V., Plášil, J., Škoda, R., Chukanov, N. V., Nestola, F., Agakhanov, A. A., and Kuznetsov, A. M.: Fluoropyromorphite, IMA 2021-120, in: CNMNC Newsletter 67, Eur. J. Mineral., 34, <https://doi.org/10.5194/ejm-34-359-2022>, 2022.

IMA no. 2022-001

Kenorozhdestvenskayaite-(Fe)

Kroz-Fe

Ag₆(Ag₄Fe₂)Sb₄S₁₂□

Yindongpo mine, Weishancheng ore field, Tongbai County, Nanyang, Henan Province, China (32°33'02" N, 113°25'25" E)

Kai Qu*, Weizhi Sun, Xiangpin Gu, Zeqiang Yang, Xi-anzhang Sima, Chao Tang, Guang Fan, and Yanjuan Wang

*E-mail: qukai_tcgs@foxmail.com

Tetrahedrite group

Cubic: *I4̄3m*; structure determined

$a = 10.7119(6)$ Å
7.574(28), 4.373(9), 3.092(100), 2.678(43), 2.525(12), 2.101(12), 1.894(27), 1.615(15)

Type material is deposited in the mineralogical collections of the Geological Museum of China, No. 16, Yangrou Hutong, Xisi, Beijing 100031, People's Republic of China, catalogue number M16132

How to cite: Qu, K., Sun, W., Gu, X., Yang, Z., Sima, X., Tang, C., Fan, G., and Wang, Y.: Kenorozhdestvenskayaite-(Fe), IMA 2022-001, in: CNMNC Newsletter 67, Eur. J. Mineral., 34, <https://doi.org/10.5194/ejm-34-359-2022>, 2022.

IMA no. 2022-002

Oxyttrobetafite-(Y)

Oyb-Y

Y₂Ti₂O₆O

Souri Valley, Komono, Mie Prefecture, Japan (35°00'35" N, 136°27'33" E)

Daisuke Nishio-Hamane, Koichi Momma, Masayuki Ohnishi, and Sachio Inaba

*E-mail: hamane@issp.u-tokyo.ac.jp

Pyrochlore supergroup

Cubic: *Fd3̄m*; structure determined

$a = 10.121(3)$ Å
2.918(100), 2.527(18), 2.321(13), 1.788(53), 1.525(46), 1.162(13), 1.132(8), 1.033(9)

Type material is deposited in the mineralogical collections of the National Museum of Nature and Science, 4-1-1 Amakubo, Tsukuba, Ibaraki 305-0005, Japan, specimen number NSM-M49380

How to cite: Nishio-Hamane, D., Momma, K., Ohnishi, M., and Inaba, S.: Oxyttrotbetafite-(Y), IMA 2022-002, in: CNMNC Newsletter 67, Eur. J. Mineral., 34, <https://doi.org/10.5194/ejm-34-359-2022>, 2022.

IMA no. 2022-003

Loomisite

Lmi

Ba[Be₂P₂O₈]·H₂O

Big Chief mine, near Keystone, Pennington Co., South Dakota, USA (43°51'54" N, 103°22'54" W)

Hexiong Yang*, Xiangping Gu, Ronald B. Gibbs, and Michael M. Scott

*E-mail: hyang@arizona.edu

Chemically related to minjiangite

Monoclinic: *Pn*; structure determined

$a = 7.629(2)$, $b = 9.429(2)$, $c = 4.762(1)$ Å, $\beta = 91.272(5)^\circ$
4.259(39), 3.813(29), 3.068(44), 2.897(100), 2.869(65),
2.816(54), 2.385(58), 2.045(35)

Type material is deposited in the collections of the University of Arizona Alfie Norville Gem and Mineral Museum, 15 N Church Ave, Tucson, AZ 85701, USA, catalogue no. 22710 (holotype), and the RRUFF Project, deposition no. R210017 (cotype)

How to cite: Yang, H., Gu, X., Gibbs, R. B., and Scott, M. M.: Loomisite, IMA 2022-003, in: CNMNC Newsletter 67, Eur. J. Mineral., 34, <https://doi.org/10.5194/ejm-34-359-2022>, 2022.

IMA no. 2022-005

Nazarchukite

Nzr

Ca₂NiFe³⁺(PO₄)₄

Daba-Siwaqa complex, Transjordan plateau, Jordan (31°21'52" N, 36°10'55" E)

Sergey N. Britvin*, Mikhail N. Murashko, Maria G. Krzhizhanovskaya, Oleg S. Vereshchagin, Natalia S. Vlasenko, Yevgeny Vapnik, and Vladimir N. Bocharov

*E-mail: sbritvin@gmail.com

Isostructural with itelmenite

Orthorhombic: *Pbca*; structure determined

$a = 9.320(3)$, $b = 8.748(3)$, $c = 29.261(9)$ Å
4.33(51), 3.831(98), 3.597(49), 3.370(100), 3.025(89),
2.934(71), 2.879(80), 2.475(45)

Type material is deposited in the collections of the Fersman Mineralogical Museum, Russian Academy of Sciences,

Leninskiy Prospekt 18-2, Moscow 119071, Russia, registration number 5827/1

How to cite: Britvin, S. N., Murashko, M. N., Krzhizhanovskaya, M. G., Vereshchagin, O. S., Vlasenko, N. S., Vapnik, Y., and Bocharov, V. N.: Nazarchukite, IMA 2022-005, in: CNMNC Newsletter 67, Eur. J. Mineral., 34, <https://doi.org/10.5194/ejm-34-359-2022>, 2022.

2 New mineral proposals approved in May 2022

IMA no. 2020-036b

Wodegongjieite

Wgj

KCa₃(Al₇Si₉)O₃₂

Cr-11 orebody, Luobusa ophiolite, ca. 200 km ESE of Lhasa, Tibet, China (29°11' N, 92°18' E, 5300 m a.s.l.)

Fahui Xiong*, Xiangzhen Xu, Enrico Mugnaioli, Mauro Gemmi, Richard Wirth, Jingsui Yang, and Edward S. Grew

*E-mail: xiongfahui@126.com

Related to kokchetavite and dmisteinbergite

Hexagonal: *P6/mcc*; structure determined

$a = 10.2(2)$, $c = 14.9(3)$ Å
4.42(73), 3.80(91), 3.73(68), 3.26(49), 2.85(100), 2.55(71),
2.20(17), 2.12(26)

Type material is deposited in the mineralogical collections of the Chinese Geological Museum, Xisiyangrouhutong 15th, Xicheng district, Beijing, China, catalogue number M16104
How to cite: Xiong, F., Xu, X., Mugnaioli, E., Gemmi, M., Wirth, R., Yang, J., and Grew, E. S.: Wodegongjieite, IMA 2020-036b, in: CNMNC Newsletter 67, Eur. J. Mineral., 34, <https://doi.org/10.5194/ejm-34-359-2022>, 2022.

IMA no. 2021-095a

Cuprozheshengite

Czh

Pb₄CuZn₂(AsO₄)₂(PO₄)₂(OH)₂

Sanguozhuang Village, Tangdan Town, Dongchuan District, Kunming City, Yunnan Province, China (26°07'36" N, 103°00'19" E); Laochang mine, Gejiu ore field, Gejiu City, Yunnan Province, China

Ningyue Sun, Ian E. Grey, Guowu Li*, Christian Rewitzer, Yuan Xue, W. Gus Mumme, Hongtao Shen, Jinhua Hao, Colin M. MacRae, Alan Riboldi-Tunnicliffe, Stephanie Boer, Tim Williams, and Anthony R. Kampf

*E-mail: liguowu@cugb.edu.cn

Dongchuanite group

Triclinic: *P1̄*; structure determined

$a = 4.7977(8)$, $b = 8.5789(8)$, $c = 10.3855(9)$ Å,
 $\alpha = 97.270(8)$, $\beta = 101.90(1)$, $\gamma = 91.49(1)^\circ$
6.110(21), 4.641(30), 3.441(100), 3.267(34), 3.054(89),
2.948(61), 2.817(44), 2.321(20)

Type material is deposited in the mineralogical collections of the Geological Museum of China, Xisi, Yangrou hutong no. 15, Xicheng District, Beijing, People's Republic of China, catalogue no. M16127 (holotype); the Natural History Museum of Los Angeles County, 900 Exposition Boulevard, Los Angeles, CA 90007, USA, catalogue numbers 76191 and 76192; and the Crystal Structure Laboratory, China University of Geosciences, Beijing 100083, People's Republic of China, catalogue no. DC4 (cotype)

How to cite: Sun, N., Grey, I. E., Li, G., Rewitzer, C., Xue, Y., Mumme, W. G., Shen, H., Hao, J., MacRae, C. M., Riboldi-Tunnichliffe, A., Boer, S., Williams, T., and Kampf, A. R.: Cuprozshengite, IMA 2021-095a, in: CNMNC Newsletter 67, Eur. J. Mineral., 34, <https://doi.org/10.5194/ejm-34-359-2022>, 2022.

IMA no. 2022-007

Tolstykhite

Tls

$\text{Au}_3\text{S}_4\text{Te}_6$

Gaching, Maletoyvayam deposit, southwestern Koryak Highland, central Kamchatka volcanic belt, Far Eastern region, Russia (60°19'51.87" N, 164°46'25.65" E)

Anatoly V. Kasatkin*, Fabrizio Nestola, Jakub Plášil, Jiří Sejkora, Anna Vymazalová, and Radek Škoda

*E-mail: anatoly.kasatkin@gmail.com

The S analogue of maletoyvayamite

Triclinic: $P\bar{1}$

$a = 8.977(5)$, $b = 9.023(2)$, $c = 9.342(6)$ Å, $\alpha = 94.03(3)$, $\beta = 110.03(3)$, $\gamma = 104.27(4)^\circ$

8.59(18), 2.90(100), 2.66(6), 2.23(13), 2.14(9), 2.03(9), 1.89(21), 1.72(7)

Type material is deposited in the collections of the Fersman Mineralogical Museum, Russian Academy of Sciences, Leninskiy Prospekt 18-2, Moscow 119071, Russia, registration number 5795/1

How to cite: Kasatkin, A. V., Nestola, F., Plášil, J., Sejkora, J., Vymazalová, A., and Škoda, R.: Tolstykhite, IMA 2022-007, in: CNMNC Newsletter 67, Eur. J. Mineral., 34, <https://doi.org/10.5194/ejm-34-359-2022>, 2022.

IMA no. 2022-008

Gysinite-(La)

Gys-La

$\text{PbLa}(\text{CO}_3)_2(\text{OH})\cdot\text{H}_2\text{O}$

Saima peralkaline complex, ca. 50 km northeast of Fengcheng City, Liaoning Province, China (40°58'20.6" N, 124°16'27.8" E)

Bin Wu, Xiangping Gu*, Can Rao, Rucheng Wang, Xingqing Xing, Jianjun Wan, and Fujun Zhong

*E-mail: guxp2004@163.com

Ancylite group

Orthorhombic: $Pmcn$; structure determined

$a = 5.0655(2)$, $b = 8.5990(3)$, $c = 7.3901(4)$ Å

5.596(21), 4.349(100), 3.732(68), 2.984(61), 2.667(21), 2.363(47), 2.090(29), 2.028(21)

Type material is deposited in the mineralogical collections of the Geological Museum of China, No. 16 Yangrou Hutong, Xisi, Beijing 100031, People's Republic of China, catalogue no. M16133

How to cite: Wu, B., Gu, X., Rao, C., Wang, R., Xing, X., Wan, J., and Zhong, F.: Gysinite-(La), IMA 2022-008, in: CNMNC Newsletter 67, Eur. J. Mineral., 34, <https://doi.org/10.5194/ejm-34-359-2022>, 2022.

IMA no. 2022-009

Scandio-winchite

Swnc

$\square(\text{NaCa})(\text{Mg}_4\text{Sc})(\text{Si}_8\text{O}_{22})(\text{OH})_2$

In a serpentinite quarry ca. 1 km west of the Jordanów Śląski village (former Jordansmühl), near Sobótka, ca. 30 km south of Wrocław, Lower Silesia, Poland (50°52'16" N, 16°50'18" E)

Adam Pieczka, Marcin Stachowicz, Sylwia Zelek-Pogudz, Bożena Gołębiowska, Krzysztof Nejbert, Jakub Kotowski, Beata Marciniak-Maliszewska, Adam Szuszkiewicz, Eligiusz Szełęg, Katarzyna M. Stadnicka, and Krzysztof Woźniak

*E-mail: pieczka@agh.edu.pl

Amphibole supergroup

Monoclinic: $C2/m$; structure determined

$a = 9.864(2)$, $b = 18.163(3)$, $c = 5.305(2)$ Å, $\beta = 104.41(3)^\circ$
8.455(100), 3.405(45), 3.291(25), 3.137(62), 2.724(86), 2.608(27), 2.542(48), 2.345(27)

Type material is deposited in the collections of the Mineralogical Museum, University of Wrocław, Cybulskiego 30, 50-205 Wrocław, Poland, catalogue number MMUWr IV8118

How to cite: Pieczka, A., Stachowicz, M., Zelek-Pogudz, S., Gołębiowska, B., Nejbert, K., Kotowski, J., Marciniak-Maliszewska, B., Szuszkiewicz, A., Szełęg, E., Stadnicka, K. M., and Woźniak, K.: Scandio-winchite, IMA 2022-009, in: CNMNC Newsletter 67, Eur. J. Mineral., 34, <https://doi.org/10.5194/ejm-34-359-2022>, 2022.

IMA no. 2022-010

Chihmingite

Cim

NiAl_2O_4

Ugelvik peridotite body, Otrøy Island, Norway (62°42'07.41" N, 6°42'06.57" E)

Shyh-Lung Hwang, Pouyan Shen, Tzen-Fu Yui, Hao-Tsu Chu, Yoshiyuki Iizuka, Hans-Peter Schertl, and Dirk Spengler

*E-mail: slhwang@gms.ndhu.edu.tw

Spinel supergroup

Cubic: $Fd\bar{3}m$

$a = 8.059(5) \text{ \AA}$

4.646(m), 2.848(m), 2.434(s), 2.022(vs), 1.554(s), 1.424(vs), 1.162(s)

Type material is deposited in the mineralogical collections of the National Museum of Natural Science, No. 1, Guanqian Rd., North Dist., Taichung City 404605, Taiwan, catalogue number NMNS-P023511

How to cite: Hwang, S.-L., Shen, P., Yui, T.-F., Chu, H.-T., Iizuka, Y., Schertl, H.-P., and Spengler, D.: Chihmingite, IMA 2022-010, in: CNMNC Newsletter 67, Eur. J. Mineral., 34, <https://doi.org/10.5194/ejm-34-359-2022>, 2022.

IMA no. 2022-011

Zheshengite

Zh

$\text{Pb}_4\text{ZnZn}_2(\text{AsO}_4)_2(\text{PO}_4)_2(\text{OH})_2$

Sanguozhuang Village, Tangdan Town, Dongchuan District, Kunming City, Yunnan Province, China (26°07'36" N, 103°00'19" E)

Guowu Li*, Ningyue Sun, Hongtao Shen, Yuan Xue, and Jinhua Hao

*E-mail: liguowu@cugb.edu.cn

Dongchuanite group

Triclinic: $P\bar{1}$; structure determined

$a = 4.7727(4)$, $b = 8.4864(6)$, $c = 10.4053(7) \text{ \AA}$,
 $\alpha = 97.083(6)$, $\beta = 101.002(7)$, $\gamma = 93.072(6)^\circ$

4.642(58), 4.094(35), 3.444(100), 3.108(72), 2.997(66), 2.806(34), 2.389(42), 2.318(33)

Type material is deposited in the mineralogical collections of the Geological Museum of China, Xisi, No. 15 Yangrou Hutong, Xicheng District, Beijing, People's Republic of China, catalogue no. M16134 (holotype), and the Crystal Structure Laboratory, China University of Geosciences, Beijing 100083, People's Republic of China, catalogue no. DC5 (cotype)

How to cite: Li, G., Sun, N., Shen, H., Xue, Y., and Hao, J.: Zheshengite, IMA 2022-011, in: CNMNC Newsletter 67, Eur. J. Mineral., 34, <https://doi.org/10.5194/ejm-34-359-2022>, 2022.

IMA no. 2022-012

Hanahanite

Hnh

$[\text{Zn}_8(\text{OH})_{14}(\text{SO}_4)] \cdot 3\text{H}_2\text{O}$

Redmond mine, Haywood Co., North Carolina, USA (35°40'55" N, 83°00'56" W)

Anthony R. Kampf*, Jason B. Smith, John M. Hughes, Chi Ma, and Christopher Emproto

*E-mail: akampf@nhm.org

Hexagonal: $P6_3$; structure determined

Chemically and structurally related to lahnsteinite, namuwite, and osakaite

$a = 8.312(2)$, $c = 15.295(2) \text{ \AA}$

7.64(100), 3.633(16), 3.374(30), 2.716(27), 2.561(38), 2.216(21), 1.858(32), 1.566(37)

Cotype material is deposited in the mineralogical collections of the Natural History Museum of Los Angeles County, 900 Exposition Boulevard, Los Angeles, CA 90007, USA, catalogue numbers 76212, 76213, and 76214

How to cite: Kampf, A. R., Smith, J. B., Hughes, J. M., Ma, C., and Emproto, C.: Hanahanite, IMA 2022-012, in: CNMNC Newsletter 67, Eur. J. Mineral., 34, <https://doi.org/10.5194/ejm-34-359-2022>, 2022.

3 Nomenclature/classification proposals approved in April 2022

Mckelveyite-(Y): end-member formula

In the current IMA List of Minerals the chemical formula of mckelveyite-(Y) is given as $\text{NaBa}_3(\text{Ca,U})\text{Y}(\text{CO}_3)_6 \cdot 3\text{H}_2\text{O}$. Minor uranium (ca. 0.15 apfu) was detected in the original description of the mineral [*Am. Mineral.* 50 (1965), 593–612]. However the ideal formula, for stoichiometric constraints, can not contain any U. A crystal structure study of mckelveyite-(Y) [*Can. Mineral.* 46 (2008), 195–203] clearly shows that the Ca site is occupied by calcium only. Therefore uranium does not occur, or might occur as a subordinate cation; in either case it should be omitted from the chemical formula of mckelveyite-(Y), which becomes $\text{NaBa}_3\text{CaY}(\text{CO}_3)_6 \cdot 3\text{H}_2\text{O}$. This is an executive decision taken by the officers of the CNMNC.